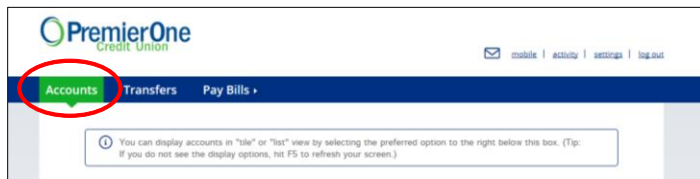


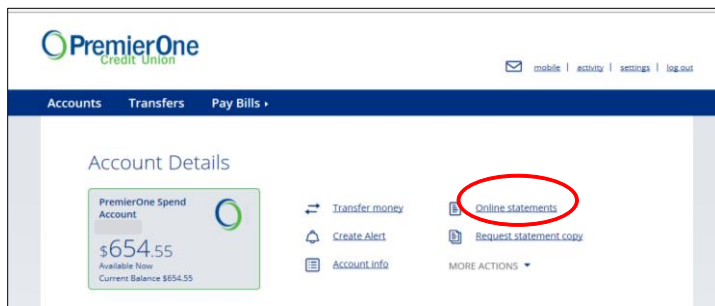


Instructions on how to enroll in e-statements.

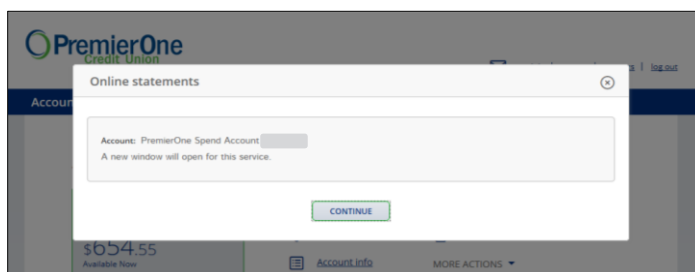
1. To retrieve your statement, please log in to [eBranch](#). Then select the “Accounts” tab.



2. Select one of your accounts, this will take you to the “Account Details” section. Click on the “Online Statements” link.

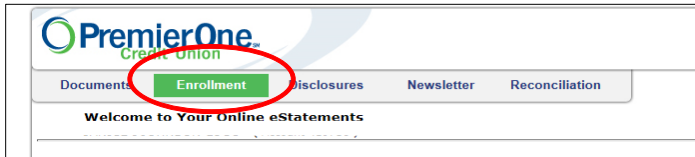


3. You will be directed to the PremierOne Credit Union eStatements and eNotices site. Click “Continue”.

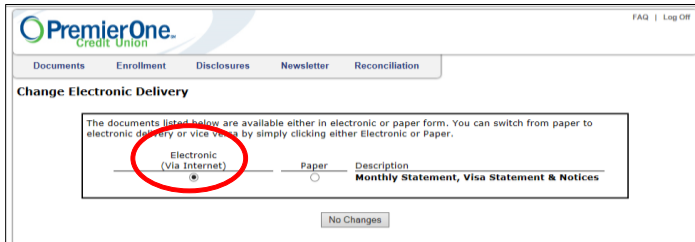




4. you will need to click on the “Enrollment” tab.



5. Here you can select the “Electronic (via internet) option for the e-statements.



You are now enrolled in eStatements.

If you have any questions, please call the Credit Union at **408.524.4500** or **1.855.500.7128** or [Contact Us](#).

REV 8/29/2016

